

Sumitomo Machinery Corp. of America
Headquarters & Manufacturing
 4200 Holland Boulevard
 Chesapeake, VA 23323
Tel: 757-485-3355
Fax: 757-485-7490

www.sumitomodrive.com
 E-mail: customer@suminet.com

World Headquarters

Japan

Canada

Toronto
 Vancouver
 Montreal

Mexico

Monterrey
 Mexico City
 Guadalajara

Central & South America

Argentina
 Brazil
 Chile
 Colombia
 Guatemala

Europe

Austria
 Belgium
 France
 Germany
 Italy
 Spain
 Sweden
 United Kingdom

Asia

China
 Hong Kong
 Indonesia
 Korea
 Malaysia
 Philippines
 Singapore
 Taiwan
 Thailand
 Vietnam


Other Locations

Australia
 India
 New Zealand

www.sumitomodrive.com

Sumitomo Screw Conveyor Drive Options


Screw conveyor options in right angle and offset parallel designs



Cyclo® Bevel Buddybox (BBB) 4 Series

A right-angle option for screw conveyor drives allows for maximum mounting flexibility. Our smaller size (3A100 - 3B125) Cyclo® BBB4 Screw Conveyor Drives as standard require limited maintenance, with available "no maintenance" options. Quill input and standard C-Face designs are also available. There are also no V-belt drives or associated guards to maintain, replace or cause safety hazards. *


Power 1/8 to 60 HP
 Ratio 11:1 to 26,000:1 (and greater)



Cyclo® Helical Buddybox (HBB)

Utilizing the Cyclo reducer mechanism in an offset-parallel design-- Sumitomo offers screw conveyor options with C-Face designs. Smaller sizes (Z6090 - B6125) as standard require limited maintenance, with available "no maintenance" options. There are also no V-belt drives or associated guards to maintain, replace or cause safety hazards. *

Power 1/8 to 40 HP
 Ratio 11:1 to 26,000:1 (and greater)



Helical Shaft Mount (HSM)

Screw Conveyor Drive Option available for sizes 107 through 407. Mounts to standard reducer--no modifications required. Other output features are also available. *

Power 1/4 to 100 HP
 Ratio 5:1 to 25:1

* All Screw Conveyor Packages consist of an adapter kit and a screw conveyor drive shaft that meets CEMA dimensions.

Sumitomo is a member of CEMA
 (Conveyor Equipment Manufacturers Association)




Features & Benefits

- ▶ 25° gear pressure angle on HSM
~ For higher ratings and maximum torque
- ▶ CEMA standard screw conveyor options
~ Screw Conveyor Kits available for Cyclo® BBB4, Cyclo® HBB and HSM products
- ▶ Cycloidal speed reduction technology for Cyclo® BBB4 and Cyclo® HBB
~ High torque density and compact size
- ▶ Double output seals for Cyclo® BBB4 and Cyclo® HBB
~ Virtually leak-free operation and optimal protection from lubrication contamination

Screw Conveyor Applications

From Top Left (Clockwise): Cyclo® BBB4 in Grain Handling, HSM in Food Processing, Cyclo® HBB in Wastewater Handling and Cyclo® BBB4 in Petfood Processing.



Screw Conveyor Options are Ideal for:

- Forestry
- Wastewater Treatment
- Animal and Pet Feed
- Grain Handling
- Food & Beverage
- Mining